

DutchCulture Database 2019

Across the Globe

Throughout 2019, we tracked Dutch participation in 19,227 international cultural activities. These activities were spread across 212 countries, in 3,010 cities across the globe. 3,736 Dutch artists and cultural organizations from all artistic disciplines participated in these events.

Each year, DutchCulture tracks the international events that Dutch artists and cultural organisations produce and take part in abroad. This helps us understand the cultural impact of the Netherlands in other countries. The graphs and charts in this mapping provide an overview of the scope, scale, and characteristics of the Dutch International cultural presence.

>3000



Activity Heat Map

This heat map shows the distribution of activities across different countries. The blue circles indicate the top 50 cities for Dutch International cultural participation.

Colophon
 Editor: Erin Chang, DutchCulture Database Coordinator
 To find out more or to search our database go to www.dutchculture.nl

Top 50 Countries

- Germany ■
- United States ■
- Belgium ■
- United Kingdom ■
- France ■
- Italy ■ ■
- China ■ ■
- Japan ■ ■
- Russia ■ ■
- Brazil ■ ■
- Turkey ■ ■
- Spain ■
- South Korea ■
- Switzerland ■
- Poland ■
- Canada ■
- Australia ■
- Indonesia ■ ■
- Austria ■
- Czech Republic ■
- Portugal ■
- Hungary ■
- South Africa ■ ■
- Sweden ■
- Slovakia ■
- Norway ■
- Denmark ■
- Mexico ■
- Argentina ■
- Finland ■
- Egypt ■
- Taiwan ■
- Croatia ■
- Romania ■
- Israel ■
- Greece ■
- Luxembourg ■
- Ukraine ■
- Thailand ■
- Ireland ■
- Slovenia ■
- Serbia ■
- India ■
- Colombia ■
- New Zealand ■
- Singapore ■
- Costa Rica ■
- Estonia ■
- Lithuania ■
- Morocco ■

- Priority country ■
- Shared cultural heritage country ■
- Selected country tailor-made approach ■
- Selected country with a focus on a safer, more just and future-ready world ■

Selected country with a focus on a safer, more just and future-ready world

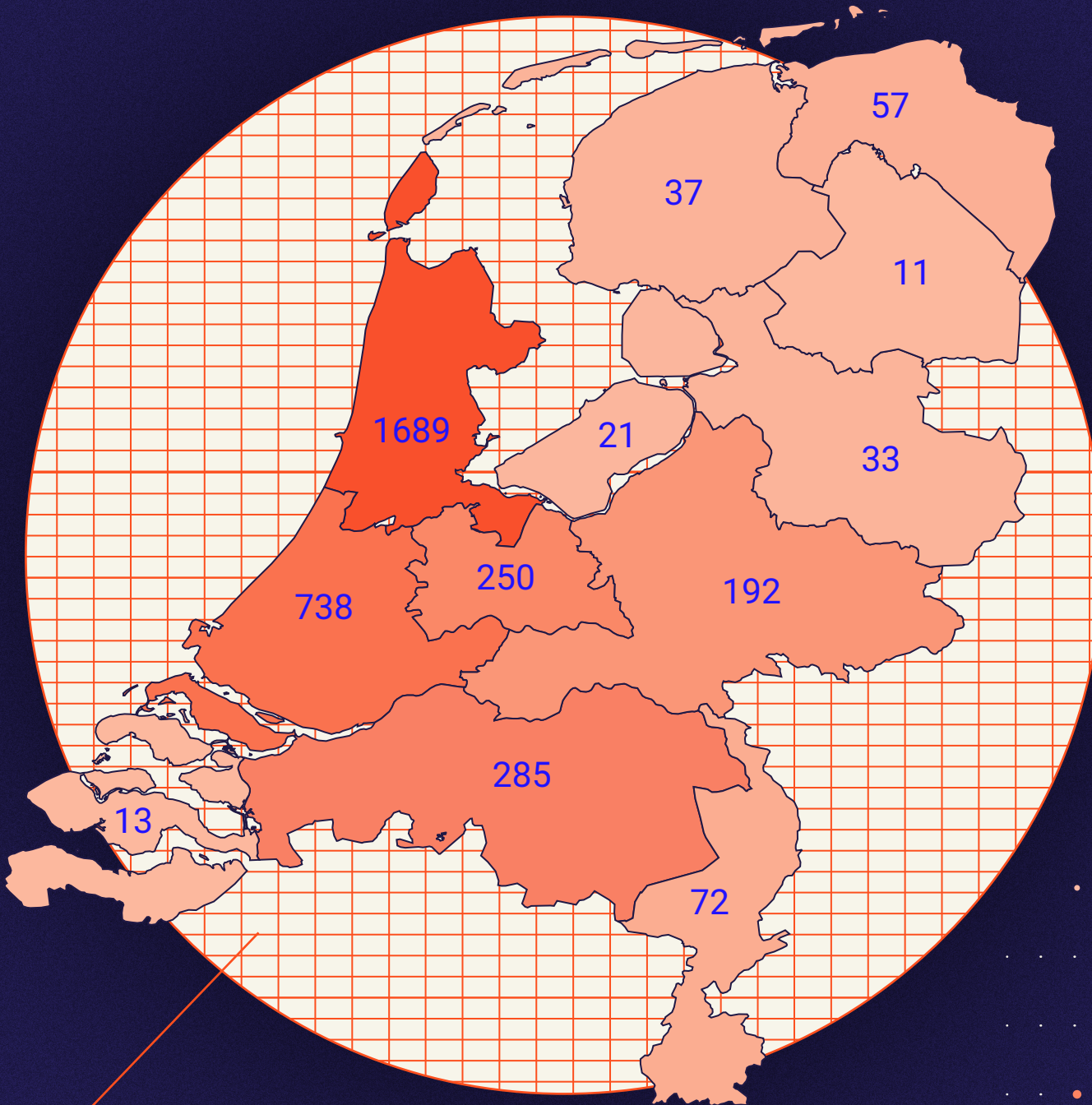
Provincial | Activity

Top Artists Per Province

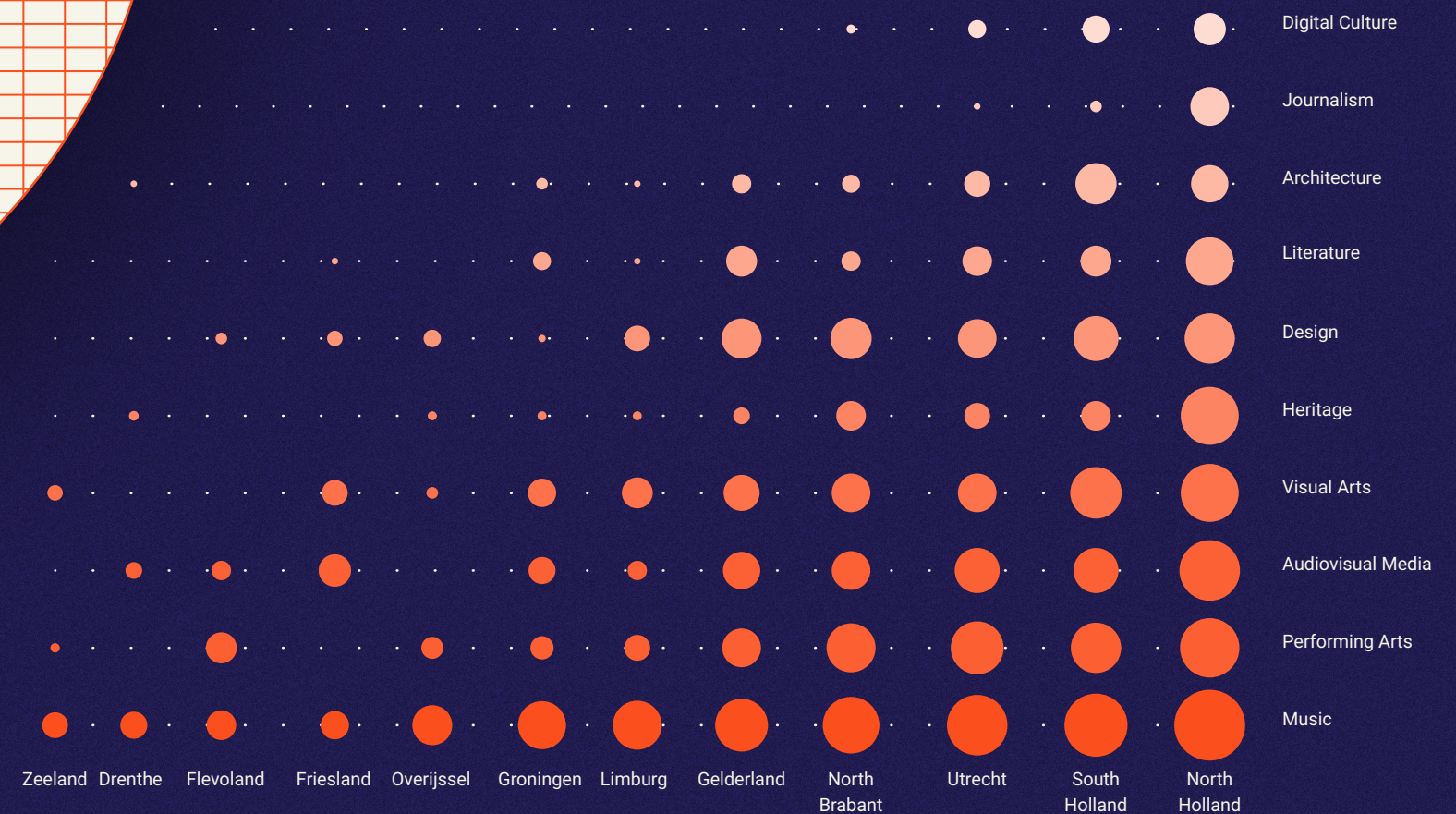
Gelderland	Groningen	Limburg	North Brabant	North Holland	Overijssel
Brooks	Town of Saints	Andre Rieu	Theatre Artemis	Anne Franke House	Bakermat
De Staat	Rapalje	Wil Salden	De Stilte	Oorkaan	Bingo Players
Delain	NOISIA	Lot Vekeman	DJ Tiesto	R3HABD	Distillator
Kwatta	Vicetone	Yin Yin	Brennan Heart	World Press Photo	The Grand East
Johan Timmers	Ben van Gelder	Lesoir	Het Zuidelijk Toneel	Mauskovic Dance Band	TAMTAM Objektentheater

South Holland	Utrecht	Zeeland
Johan de Meij	Jacob ter Veldhuis	The Outside Agency
Armin van Buuren	Harriet Krijgh	DJ Hidden
NDT	Herman van Veen	Jan van Munster
San Holo	Wolf & Moon	Katinka Polderman
Joris Voorn	Nicky Romero	Blof

Drenthe	Flevoland	Friesland
Jack and the Weatherman	BonteHond	Maria Peters
God Dethroned	Angerfist	Simone Lamsma
Reinout Hellenthal	Esmee van Loon	Amsterdam Klezmer Band
SteenhuisMeurs	Leafs Sensei	M.C. Escher
Royal Tichelaar	Sevn Alias	Jan Pieter Tuinstra




Artistic Disciplines Per Province



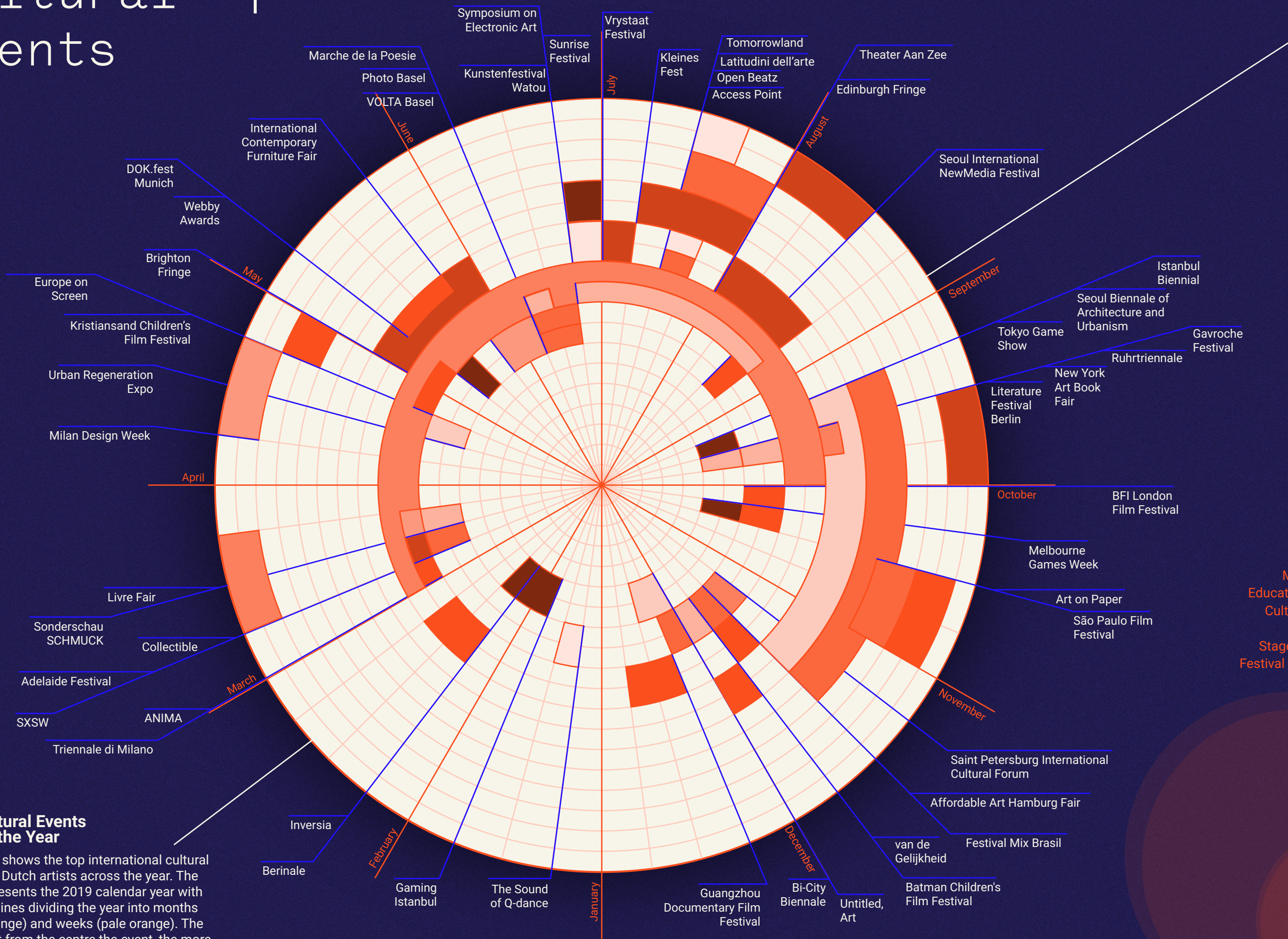
Artist Participation Per Province

In 2019, we tracked the participation of 3,736 Dutch artists in international cultural activities. Artists from every province were internationally active, although major metropolitan areas continue to dominate, with the four largest cities (Amsterdam, Rotterdam, the Hague and Utrecht) accounting for approximately 67% of activities.



Cultural Events

- Digital Culture
- Performing arts
- Audiovisual Media
- Visual Arts
- Multidisciplinary
- Design
- Literature
- Architecture
- Music



Most popular venue types

- Residency
- Embassy
- Company
- Foundation
- Publisher / network
- Library / archive
- Association / collective
- Government
- Hospitality / retail
- Platform
- Fair / Biennale
- Cinema
- Heritage Site
- Art organization
- Other
- Museum / gallery
- Educational Institution
- Cultural Centre
- Theatre

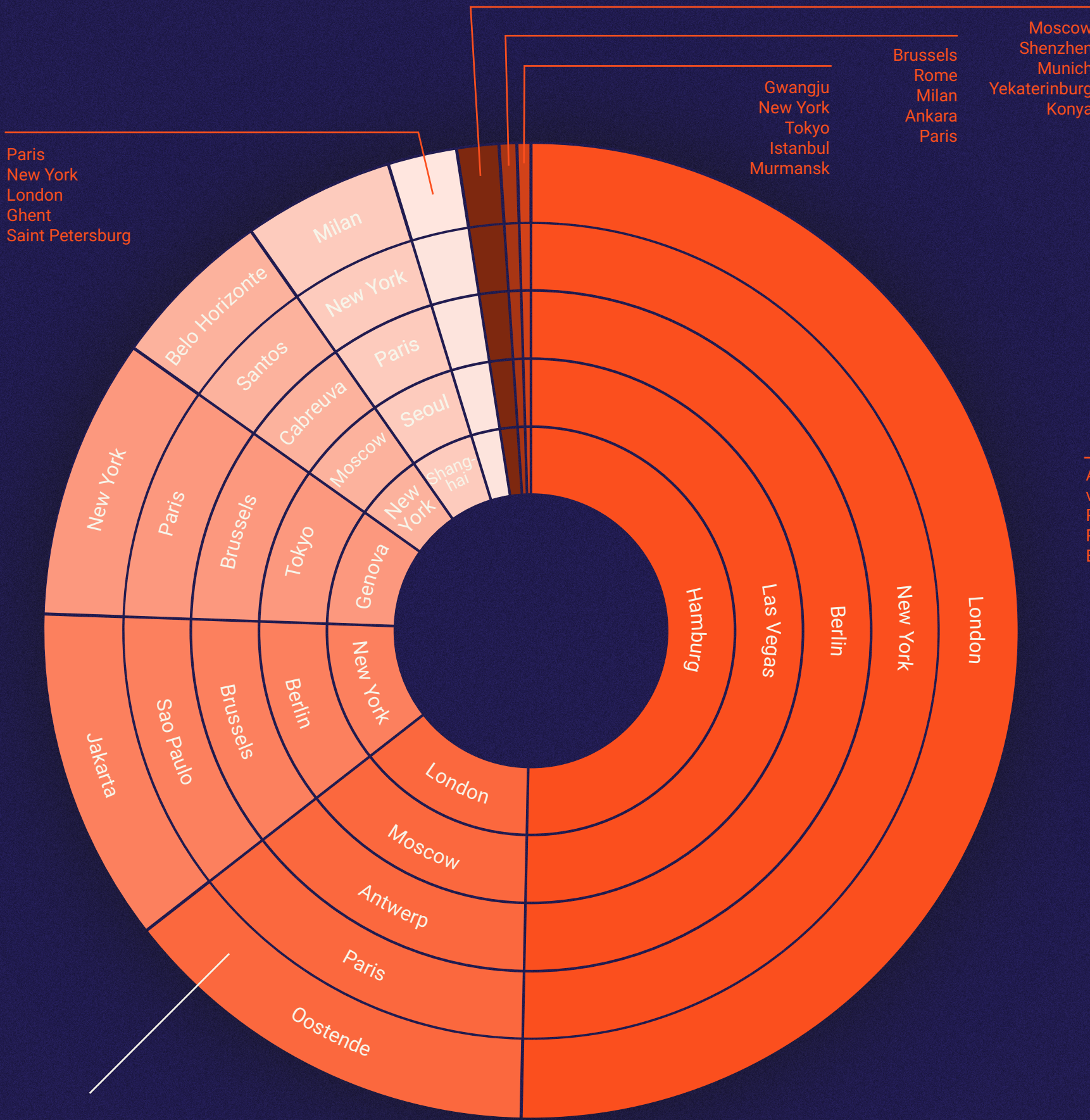
Key Cultural Events Across the Year

This chart shows the top international cultural events for Dutch artists across the year. The circle represents the 2019 calendar year with the radial lines dividing the year into months (bright orange) and weeks (pale orange). The further out from the centre the event, the more Dutch artists participated in the event. The different colours of events represent different disciplines.

Discipline Breakdown

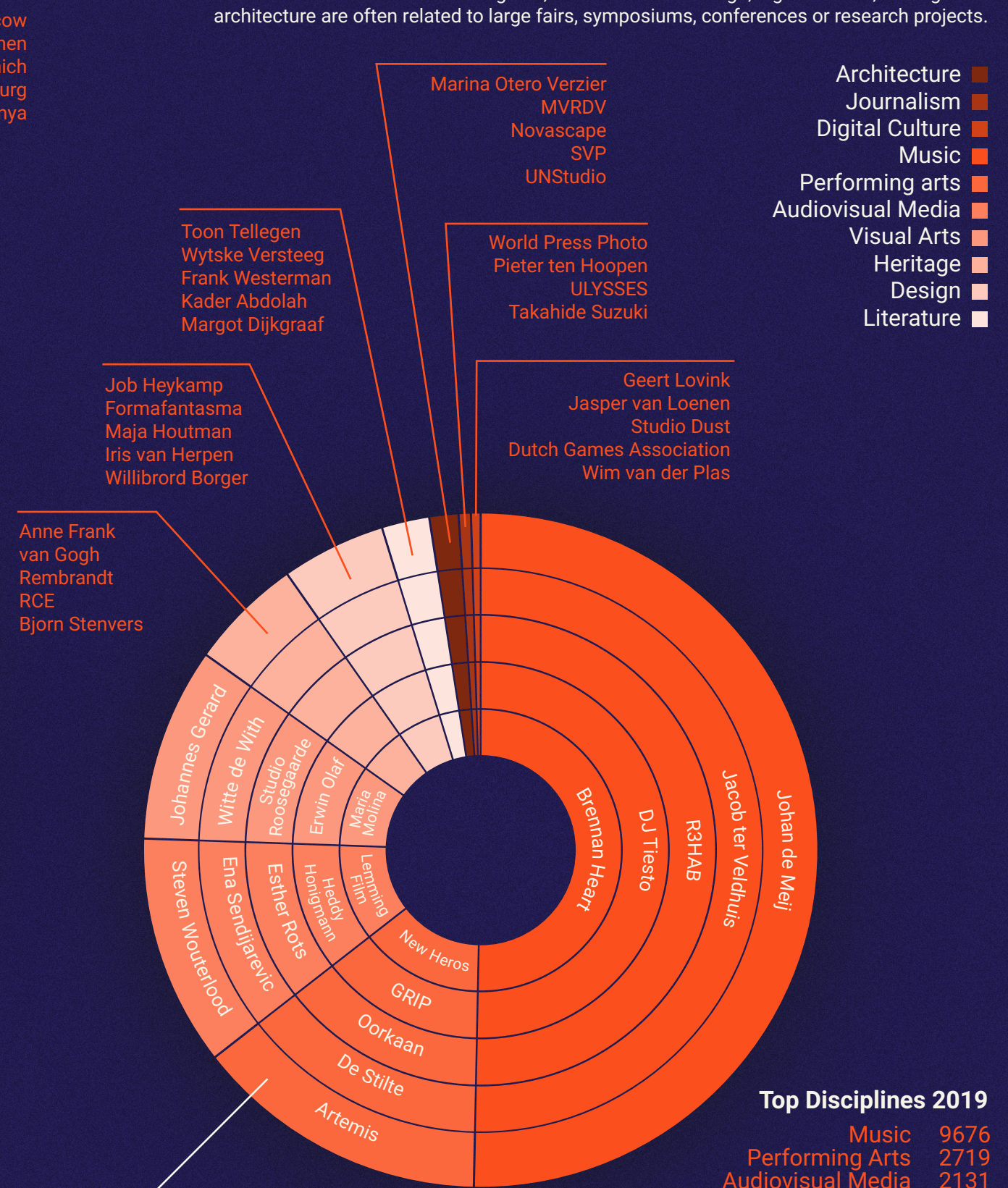
Top Disciplines 2019

Artists from every discipline were internationally active in 2019. Music continues to dominate as a discipline, accounting for 50% activities, in large part due to the strong presence of Dutch DJ's in the international music scene. However, it is important to understand that activities in each discipline are not necessarily comparable. The majority of music activities are single night events, whereas activities in the performing and visual arts are often part of a longer run exhibition, activities in literature are often translations distributed across the globe, and activities in design, digital culture, heritage and architecture are often related to large fairs, symposiums, conferences or research projects.



Top Cities Per Discipline

Top 5 cities per discipline by number of activities, decreasing in ranking from outer ring to inner ring.



Top Artists Per Discipline

Top 5 artists per discipline by number of activities, decreasing in ranking from outer ring to inner ring.

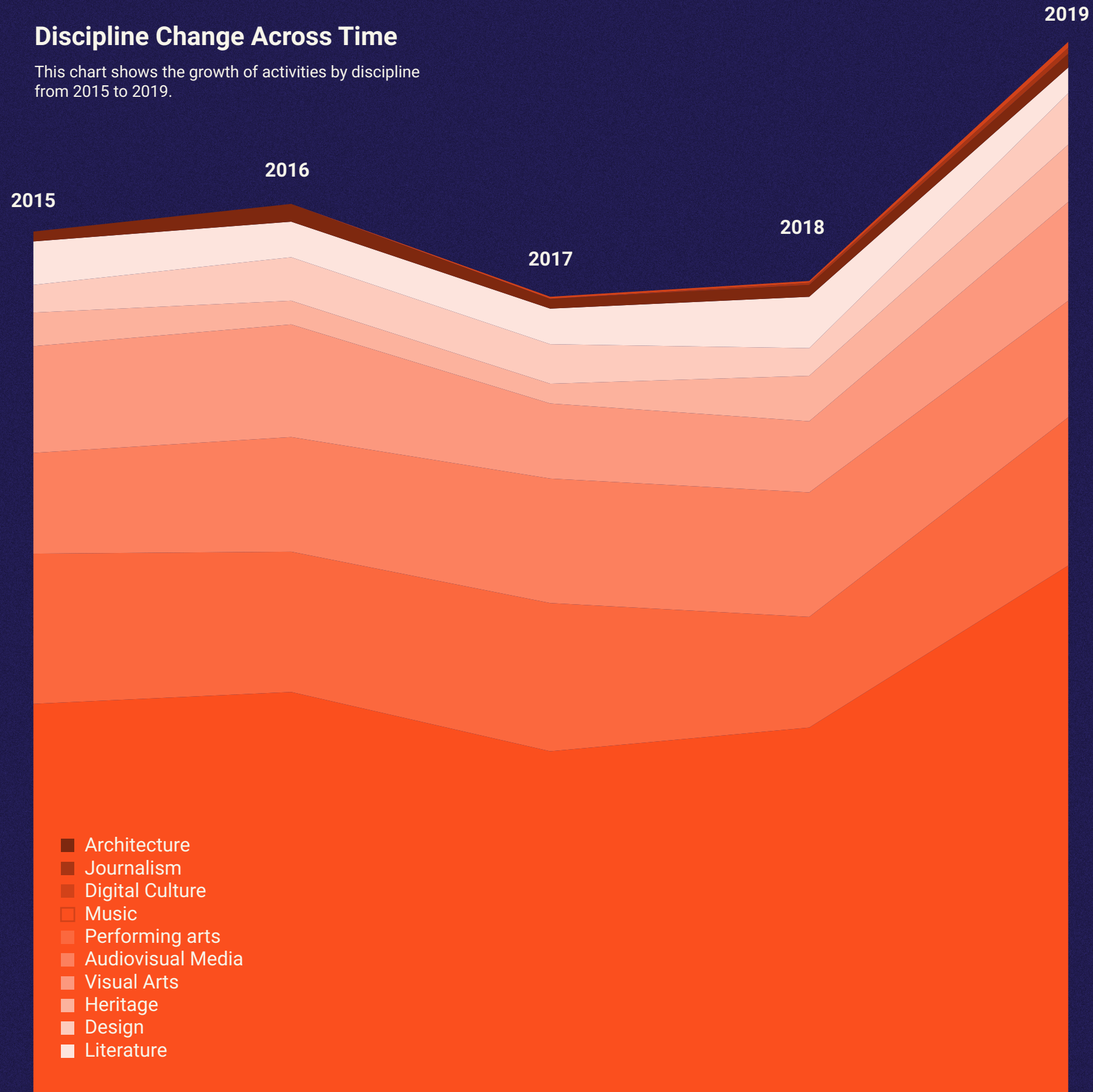
Top Disciplines 2019

Music	9676
Performing Arts	2719
Audiovisual Media	2131
Visual Arts	1786
Heritage	1044
Design	962
Literature	439
Architecture	268
Journalism	113
Digital Culture	89

Changes Over Time

Discipline Change Across Time

This chart shows the growth of activities by discipline from 2015 to 2019.



Growth Over the Years

There was a marked increase in the number of international cultural activities that DutchCulture tracked in 2019. This is likely a result of a combination of the continued efforts of focused international cultural policy, increasing internationalization of the cultural industries around the world as well as a streamlining of our data collection processes. The top countries remain stable, all being countries that are either large (in size and/or cultural industry), close in cultural proximity to the Netherlands, or geographically close (or a combination of the three).

Country Ranking Across Time

This Chart shows the change in country ranking based on number of activities from 2015 to 2019.

